

The Joinery Network

## Decorative Door Glass



LIGNUM





**Decorative glass is one of the most crucial parts of your Engineered Door design. Glass designs give you the freedom to truly make your door your own, creating a beautiful entrance that leaves a lasting impression.**

The choices are almost endless. We have a complete range of glass designs crafted using sparkling hand-cut bevels, vivid colours, delicately textured glass pieces, lead lines and subtle etching.

Designed and crafted by leading decorative glass experts Regalead, the Custom Lignum Glass range is a set of classic and contemporary glass designs available in a full range of custom sizes to suit all door styles. With our Stained Glass Overlay (SGO), you can unleash your creativity with a completely handcrafted, custom design of your choosing. For subtle style and privacy, whilst maintaining natural light, try our etched glass options.

The range is completed by matching and complementary top-light and side-light glass options to create a perfectly balanced engineered door design, no matter the size of the entrance to your home.

As well as offering sublime aesthetics, our glass offers enhanced performance for your engineered door. Each glass unit is either double or triple glazed, manufactured using high-performing, low-emissivity glass and warm edge spacer bars, for enhanced thermal and sound insulation. Laminated glass is also available, to comply with the strict requirements of PAS 24.

# Lignum Doorstyle Ideas

Our range of decorative glass can be adapted to fit into multiple door styles and sizes. In this catalogue we have shown our popular designs for heritage, traditional, Art Deco and contemporary wooden doors.



**105.1**  
Pages: 10 - 13



**108.1**  
Pages: 10 - 13



**107.1**  
Pages: 14 - 16



**109.1**  
Pages: 14 - 16



**104.1**  
Pages: 22 - 24



**104.3**  
Pages: 22 - 24



**104.2**  
Page: 25



**104.4**  
Page: 25



**107.3**  
Page: 17



**109.3**  
Page: 17



**100.1**  
Pages: 18 - 21



**100.2**  
Pages: 18 - 21



**103.1**  
Pages: 26 - 29



**103.3**  
Pages: 26 - 29



**103.2**  
Pages: 30 - 31



**103.4**  
Pages: 30 - 31


# Decorative Glass Ranges

Over the years, decorative glass has been used as both an artform of story-telling and as a stand-out architectural design feature. From the ornate and intricate stained glass windows on cathedrals and churches, to the delicately etched glass common in Victorian architecture, decorative glass turns functional fenestration into a fabulous feature.

Perfectly crafted decorative glass designs are the perfect match for traditional doors.

From completely bespoke works of art to dazzling bevelled designs and beautiful etched patterns to exquisite textured pieces, our decorative glass range can bring statement drama or subtle style to your door.

For larger door styles and apertures, there is a full range of matching glass designs that's perfect for sidelights and toplights, bringing perfectly balanced design to your entrance system.



## Custom Signature Glass

A beautifully crafted collection of glass designs, available in any custom size, to suit all engineered door styles. The signature range is crafted using traditional zinc and patina blackened comes, hand-cut bevels and stunning textured glass pieces. Once the design is complete, the decorative glass is encapsulated between two pieces of tempered glass to create a triple-glazed insulated glass unit.

## Stained Glass Overlay (SGO)

With SGO, you can really 'push the boat out' with your glass design. This method of decorative glass manufacture uses traditional craftsmanship to hand-make completely bespoke designs. All the colour elements, bevelled pieces and lead lines are bonded to a single piece of tempered glass adding extra strength. With SGO there is a huge range of colour choices available to make any decorative glass design a unique work of art. SGO designs are available on clear, Stippolyte, Minster or Satin glass depending on the level of obscurity and look required.



## Etched & Sand-Blasted Glass

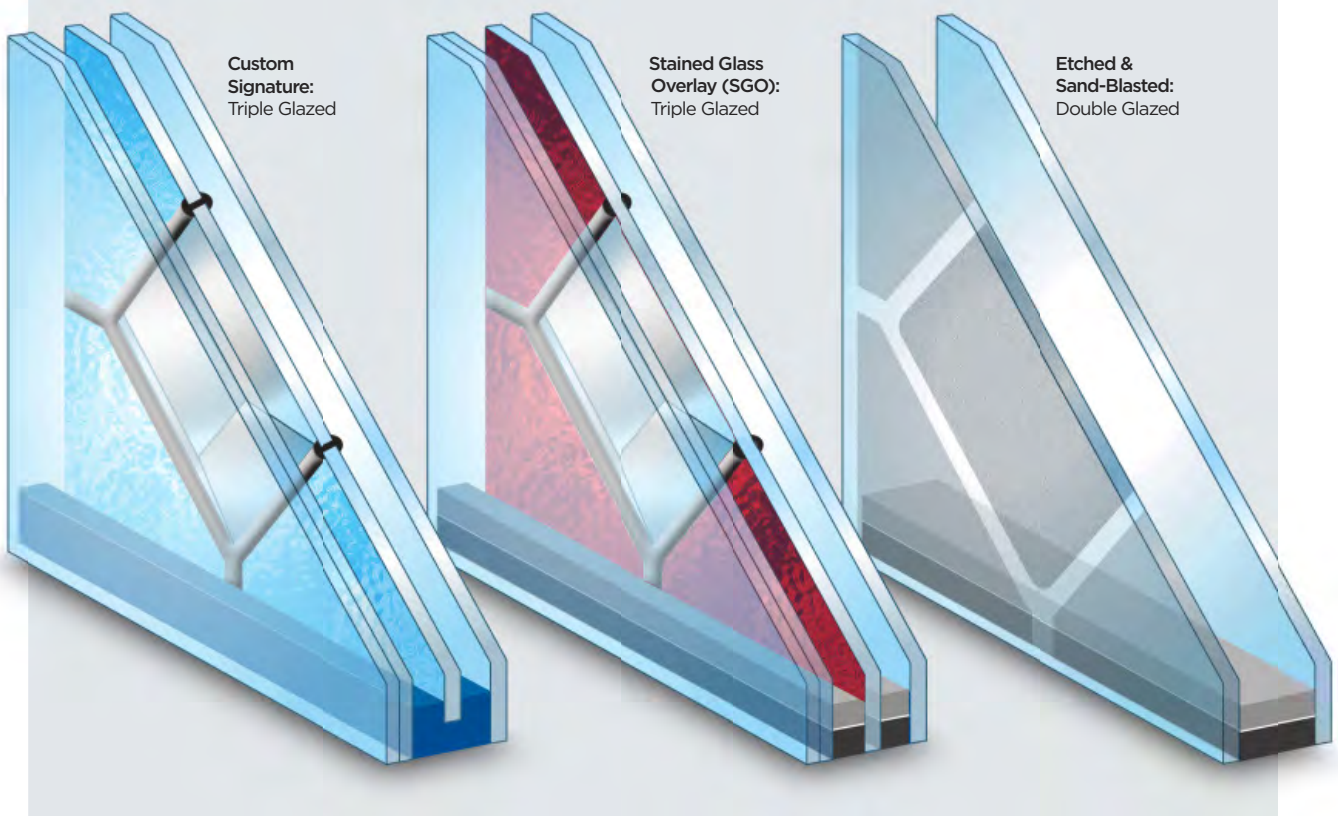
Our etched range features clear and semi-transparent areas to maintain privacy and bring a touch of class to your glass. Choose a delicate repeat pattern like Mayfair or for clear keylines and borders, look at Strand and Kensington. For a door with extra flair, our beautiful etched motif designs are a stunning option, or choose custom etched letters and numbers for a bespoke finish.



## Glass Performance

All decorative glass options use high performance, low-emissivity insulated glass units with warm edge spacer bars.

We offer a range of triple and double glazed unit options. Laminated glass is available as an optional upgrade to meet the stringent security requirements of the PAS24:2022 standard and Approved Document Q.






36

# Sidelights & Toplights


Our full range of decorative glass is available with complimentary or matching sidelights, toplights and even for matching windows. Every sidelight is designed individually to match with the door glass design to ensure a harmonious and balanced aesthetic throughout the entrance system.




Single Half Sidelight




Double Half Sidelight



Single Full Sidelight



Double Full Sidelight



Top Box



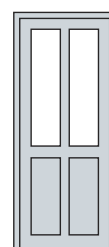
Double Full Sidelights, Top Box and Fanlights



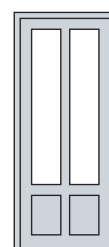
## 105.1 & 108.1

The classic dual glazed design continues to the most popular glazing style for traditional doors and has been a staple glazing choice since Victorian times.

Glass size shown | **105.1:** 289 x 1060mm | **108.1:** 289 x 1332mm



105.1



108.1



Decorative Glass: **AQ** Glass Group:  
SGO | Catagory: Film 2



Decorative Glass: **AZ** Glass Group:  
SGO | Catagory: Bevel 2



Decorative Glass: **DM** Glass Group:  
SGO | Catagory: Film 3



Decorative Glass: **BO** Glass Group:  
SGO | Catagory: Film 3



Decorative Glass: **CZ** Glass Group:  
SGO | Catagory: Film 3

# 105.1 & 108.1



## Etch Designs



Decorative Glass: **Mayfair** Glass  
Group: **Etch** | Category: **Etch A**



Decorative Glass: **Victorian Border** Glass  
Group: **Etch** | Category: **Etch Border**



Decorative Glass: **Kensington** Glass Group:  
**Etch** | Category: **Etch Border**

# Signature Designs



Decorative Glass: **Dorchester** Glass Group:  
**Signature** | Catagory: **Premium+**



Decorative Glass: **Diamond Cut** Glass Group:  
**Signature** | Catagory: **Premium**




Decorative Glass: **Crystal Flowers** Glass Group:  
**Signature** | Catagory: **Premium**



Decorative Glass: **New Orleans**  
Glass **Signature** | Catagory: **Premium+**  
Group:



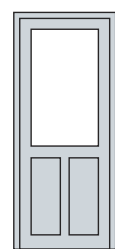
Decorative Glass: **Manhattan**  
Glass **Signature** | Catagory: **Premium+**  
Group:



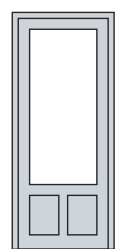
## 107.1 & 109.1

The Half glazed and 3 quarter glazed door styles allow maximum design freedom and the glass design becomes the stand-out feature of the door.

Glass size shown | **107.1:** 626 x 1042mm | **109.1:** 626 x 1332mm



107.1



109.1



Decorative Glass: **BJ Glass**  
Group:SGO | Catagory: Film 2



Decorative Glass: **PH Glass Group:**  
SGO | Catagory: Film 2



Decorative Glass: **DF Glass Group:**  
SGO | Catagory: Film 3



Decorative Glass: **DJ Glass Group:**  
SGO | Catagory: Film 2



Decorative Glass: **DC Glass Group:**  
SGO | Catagory: Film 1

# Signature Designs



Decorative Glass: **Manhattan** Glass Group:  
Signature | Category: Premium+



Decorative Glass: **Diamond Cut** Glass Group:  
Signature | Category: Premium



Decorative Glass: **New Orleans** Glass Group:  
Signature | Category: Premium+



Decorative Glass: **Beaumont**  
Glass Group: Signature | Category: Premium+



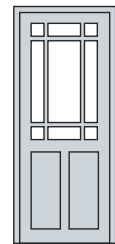
Decorative Glass: **Crystal Flowers** Glass  
Group: Signature | Category: Premium



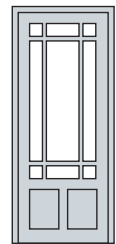
## 107.3 & 109.3

The popular 107.1 & 109.1 door styles are transformed with the addition of astragal bars and simulated divided lights to create the illusion of multiple panes of glass.

Glass size shown | **107.3:** 626 x 1042mm | **109.3:** 626 x 1332mm



107.3



109.3




Decorative Glass: **BR Glass Group:**  
SGO | Catagory: Film 3



Decorative Glass: **Mayfair Numbers**  
Glass Group: **Etch** | Catagory: **Etch**  
A



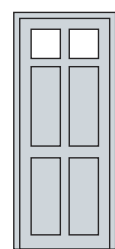
Decorative Glass: **Kensington Glass Group:**  
**Etch** | Catagory: **Etch Border**



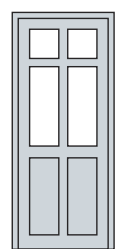
## 100.1 & 100.2

The traditional 6 panel door design can be configured with two glazing apertures or four, where more glass and light is desired.

Glass size shown | **100.1:** 289 x 289mm | **100.2:** 289 x 705mm



100.1



100.2



Decorative Glass: **EB Glass**  
Group:SGO | Catagory: **Bevel 1**



Decorative Glass: **AQ Glass Group:**  
SGO | Catagory: **Film 2**



Decorative Glass: **DM Glass**  
Group:SGO | Catagory: **Film 3**



Decorative Glass: **AU Glass Group:**  
SGO | Catagory: **Bevel 1**



Decorative Glass: **DL Glass Group:**  
SGO | Catagory: **Film 2**

# 100.1 & 100.2



## Etch Designs



Decorative Glass: **Mayfair** Glass  
Group: **Etch** | Category: **Etch A**



Decorative Glass: **Victorian Border** Glass  
Group: **Etch** | Category: **Etch Border**



Decorative Glass: **Kensington** Glass Group:  
**Etch** | Category: **Etch Border**

# Signature Designs



Decorative Glass: **Dorchester** Glass Group:  
**Signature** | Category: **Premium+**



Decorative Glass: **Diamond Cut** Glass Group:  
**Signature** | Category: **Premium**



Decorative Glass: **New Orleans** Glass Group:  
**Signature** | Category: **Premium+**



Decorative Glass: **Metropolis** Glass Group:  
**Signature** | Category: **Premium+**



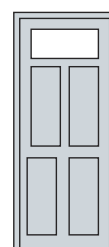
Decorative Glass: **Reflections** Glass Group:  
**Signature** | Category: **Premium+**



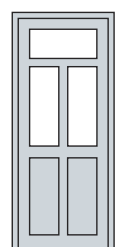
## 104.1 & 104.3

The simple rectangle over the mid level glazing has always been a popular style for decorative glazed doors as it lends itself beautifully to the addition of numbers.

Glass size shown | **104.1:** 626 x 289mm | **104.3:** 626 x 289mm & 289 x 705mm



104.1



104.3



Decorative Glass: **DO** Glass Group:  
SGO | Catagory: Film 2



Decorative Glass: **DQ** Glass Group:  
SGO | Catagory: Film 3



Decorative Glass: **EB** Glass Group: SGO  
| Catagory: Bevel 2+1



Decorative Glass: **DM** Glass Group:  
SGO | Catagory: Film 3



Decorative Glass: **BF** Glass Group:  
SGO | Catagory: Bevel 2

## Etch Designs



Decorative Glass: **Kensington Numbers** Glass Group: **Etch** Category: **Etch Letters & Numbers**



Decorative Glass: **Victorian Border** Glass Group: **Etch** | Category: **Etch Border**



Decorative Glass: **Mayfair** Glass Group: **Etch** | Category: **Etch A**

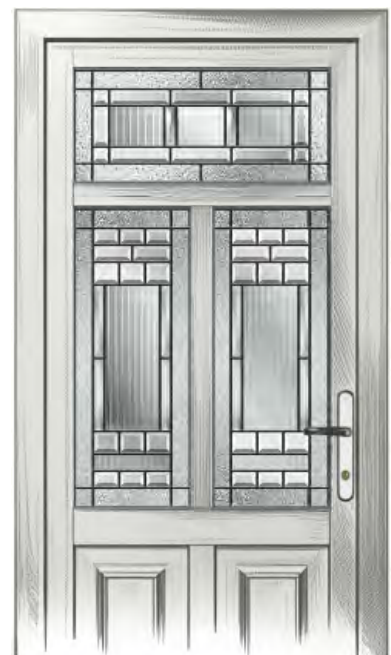
## Signature Designs




Decorative Glass: **Dorchester Number** Glass Group: **Signature** | Category: **Premium+**



Decorative Glass: **Diamond Cut** Glass Group: **Signature** | Category: **Premium**



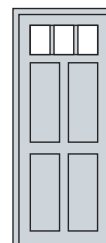
Decorative Glass: **New Orleans** Glass Group: **Signature** | Category: **Premium+**



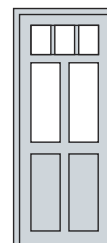
## 104.2 & 104.4

The addition of astragal bars and simulated divided light bars give these doors a more traditional look which is complemented by the decorative glass options available.

Glass size shown | **104.2:** 626 x 289mm | **104.4:** 626 x 289mm & 289 x 705mm



104.2



104.4



Decorative Glass: **DS** Glass Group:  
SGO | Catagory: Film 1



Decorative Glass: **BW** Glass Group:  
SGO | Catagory: Film 1



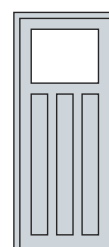
Decorative Glass: **Kensington** Glass Group:  
Etch | Catagory: Etch Border



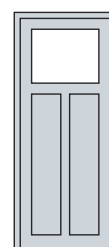
## 103.1 & 103.3

The door style that was first seen in the late Edwardian period and became the standard in the Art Deco period continues to be as popular today.

Glass size shown | **103.1 & 103.3:** 626 x 426mm



103.1



103.3



Decorative Glass: **DL** Glass Group:  
SGO | Catagory: **Film 3**



Decorative Glass: **CE** Glass Group:  
SGO | Catagory: **Film 2**



Decorative Glass: **CW** Glass Group:  
SGO | Catagory: **Film 2**



Decorative Glass: **DZ** Glass Group:  
SGO | Catagory: **Film 2**



Decorative Glass: **DU** Glass Group:  
SGO | Catagory: **Film 2**

# Signature Designs



Decorative Glass: **Manhattan** Glass Group:  
**Signature** | Category: **Premium+**



Decorative Glass: **Greenfield** Glass Group:  
**Signature** | Category: **Premium**



Decorative Glass: **Monterey** Glass Group:  
**Signature** | Category: **Premium**



Decorative Glass: **Savoy** Glass Group:  
**Signature** | Category: **Premium+**



Decorative Glass: **Art Deco** Glass Group:  
**Signature** | Category: **Premium+**



## Etch Designs




Decorative Glass: DV Glass Group:  
Etch | Category: Etch B



Decorative Glass: EA Glass Group:  
Etch | Category: Etch B

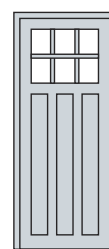


Decorative Glass: **Mayfair**  
Numbers Glass Group: Etch  
Category: Etch Letters &  
Numbers

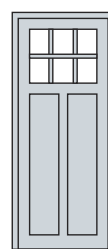


## 103.2 & 103.4

The astragal bars and simulated divided lights transform this 1930's inspired design into the classic Craftsman style. It is therefore, fast becoming the door style of choice.  
 Glass size shown | **103.2 & 103.4:** 626 x 426mm



103.2



103.4

## SGO Designs



Decorative Glass: **CK** Glass Group:  
SGO | Catagory: **Film 2**



Decorative Glass: **EB** Glass Group:  
SGO | Catagory: **Bevel 1**



Decorative Glass: **EJ** Glass Group:  
SGO | Catagory: **Film 2**

## Etch Designs



Decorative Glass: **Mayfair** Glass  
Group: **Etch** | Catagory: **Etch A**



Decorative Glass: **Kensington** Glass Group:  
**Etch** | Catagory: **Etch Border**



Decorative Glass: **DW** Glass Group:  
**Etch** | Catagory: **Etch B**

# The Joinery Network



LIGNUM  
superior timber  
windows & doors

## The Joinery Network Ltd

2 Jubilee Parkway, Derby DE21 4BJ  
Telephone: 033 33 44 98 95 Email: [hello@thejoinernetwork.co.uk](mailto:hello@thejoinernetwork.co.uk)  
[www.thejoinernetwork.co.uk](http://www.thejoinernetwork.co.uk)



[linkedin.com/company/the-joinery-network](https://www.linkedin.com/company/the-joinery-network)



[facebook.com/thejoinernetwork](https://www.facebook.com/thejoinernetwork)



[instagram.com/thejoinernetwork](https://www.instagram.com/thejoinernetwork)